



GreenFusion™

PREMIUM RUBBER FLOORING ADHESIVE

KEY FEATURES

- Superior bond strength
- Interior & exterior
- Low odor & solvent-free

DESCRIPTION

Bostik GreenFusion™ is a solvent-free, single-component, moisture-cured, urethane adhesive specifically formulated for the installation of most rubber flooring. GreenFusion™ is a 0-VOC formulation as calculated per SCAQMD Rule 1168. Once cured, this adhesive is not adversely affected by exposure to moisture and its superior properties provide a tenacious bond to a variety of surfaces either indoors or outdoors. GreenFusion™ has been formulated to exhibit a unique combination of application properties including excellent trowelability, fast tack/grab, low odor and easy clean up.

GreenFusion™ may be used to adhere most rubber flooring, tile, stair treads, and nosing. It may be used over all properly prepared substrates common to rubber flooring installations including; concrete, asphalt, plywood, cementitious-based patch /underlayment, terrazzo, and radiant heat systems.

GreenFusion™ comes with Bostik's BLOCKADE® antimicrobial protection, which inhibits the growth of bacteria, mold, or mildew on the surface of the dried adhesive; the dried adhesive resists stains caused by mold or mildew.

DIRECTIONS FOR USE

Read and understand the data sheet completely before beginning installation. Follow the appropriate industry standards, including ASTM F710 Standard Practice for Preparing Concrete Floors to Receive Resilient Flooring.

Resilient flooring materials have vastly different substrate preparation and installation requirements that are essential to a successful installation regardless of flooring material or adhesive being installed. Always do a test area to ensure product satisfaction, including adhesion to substrate, and/or to become familiar with proper application techniques prior to use. Periodically lift away a section of the floor covering to assure that proper coverage is being attained.



SURFACE PREPARATION

Surfaces must be clean, dry and flat; free of voids, projections, loose materials, oil, grease, sealers and all other surface contaminants. Mechanically remove all surface contaminants by grinding or scarifying the substrate. Surface areas requiring patching or leveling must be treated using Bostik UltraFinish™, Webcrete® 95™, or Webcrete® 98™ cement patches and/or Bostik SL-150™ Self-Leveling Underlayment. Refer to the technical data sheets for these products for proper installation.

Bostik D-250™ Moisture Vapor Barrier Coating or D-261™ Extreme Moisture Vapor Barrier Coating are recommended for installations where excessive moisture and/or alkalinity issues may exist or might occur from the concrete slab. Please refer to the "Installation" section for proper installation methods when using these moisture vapor barrier coatings.

PLEASE NOTE: Concrete substrate should NOT be smooth and reflective; it must have a concrete surface profile of CSP 1-3 (similar to a light broom finish), as defined by ICRI (International Concrete Repair Institute, Guideline No. 03732). It is advisable to test for adequate substrate texture in several areas throughout the jobsite by sprinkling droplets of water onto the slab. The drops of water should show signs of penetrating the substrate within one minute. This is evidenced by a water stain on the concrete without a "domed" droplet. If no signs of water penetration are shown within one minute and "domed" droplets remain (similar to

drops on a car hood) the substrate will need to be mechanically textured.

INSTALLATION

Spread GreenFusion™ evenly with the proper trowel. Open time is influenced by temperature. For best results maintain adhesive, floor covering, and room at a stable temperature of 50° F (10°C) to 85° F (29°C) for 24 hours before and after installation. Refer to the application instructions below for the recommended installation technique. Within 50-60 minutes, cut, fit and reposition the floor covering as recommended. Roll the installation using the flooring manufacturer's recommendations. Periodically check the back of the floor covering to ensure adequate coverage of the flooring material's backing. Tape and/or weigh seams to ensure proper contact is maintained until the adhesive sets.

Applications Over D-250™ or D-261™ Moisture Vapor Barrier

Coatings: GreenFusion™ may be installed directly over D-250™ or D-261™ without the requirement of a primer or cementitious layer. Refer to the technical data sheets for these products for proper application instructions.

CURE TIME

Humidity affects cure to a greater degree than temperature; the higher the humidity, the faster the cure. Under normal conditions (70°F(21°C) and 50% RH), light foot traffic is acceptable after 8 to 10 hours; normal traffic after 24 hours.

CLEAN UP AND STORAGE

As you work, immediately clean any adhesive from rubber flooring using a clean rag. Follow flooring manufacturer's recommendation for clean up. Some flooring may not be compatible with solvents such as mineral spirits. Immediately clean all tools and equipment before adhesive cures. Once cured this material can only be mechanically removed which may damage some surfaces. The product should be stored in the original container in a cool, dry place.

LIMITATIONS

- Slab temperature should be between 40° F and 100° F during installation. Large fluctuations in temperature during installation and cure should be avoided.
- Do not use on wet, dusty, contaminated, or friable substrates; do not use over substrates/slabs treated with sealers or curing compounds; do not use in areas subject to hydrostatic head.
- Do not allow heavy traffic or rolling loads for a minimum of 24 hours.
- Prior to applying adhesive to rubber stair treads, lightly sand the entire back of the tread and nosing and wipe with denatured alcohol to remove any contaminants that may interfere with proper adhesion.
- Test all concrete slabs for moisture per ASTM F1869 to determine the Moisture Vapor Emission Rate (MVER), or ASTM F2170 to determine RH. For slabs exceeding 6 lbs. per 1,000 sq. ft. (2.72 kg per 92,9 m²) per 24 hours or 80% RH, treat with Bostik's D-250™ or D-261™ Moisture Vapor Barrier Coating. Please refer to D-250™ or D-261™ Technical Data Sheets.

PACKAGING

GreenFusion™ is available in 4 gallon metal pails.

COVERAGE

Ensure proper adhesive coverage and transfer. Most resilient flooring types require >80% transfer. Trowel sizes listed below are suggested to maximize coverage of adhesive.

STORAGE AND SHELF LIFE

Shelf life is one year from date of manufacturing in unopened, original packaging. Store at temperatures between 50° F (10° C) and 100° F (38° C).

Re-Seal Partially Used Container: With pail upright, place a sheet of plastic (e.g. trash bag) over the top of the pail. Secure lid tightly over the plastic on top of pail. Carefully turn pail upside down. Plastic will help prevent the material from bonding the lid closed.

Re-Open Partially Used Container: Carefully turn pail right side up. Remove lid. Carefully cut and discard cured material and plastic from top of pail. Any uncured material may be used.

CAUTION

IRRITANT. HARMFUL IF SWALLOWED OR INHALED. CONTAINS POTENTIAL SENSITIZER. MAY CAUSE ALLERGIC SKIN OR LUNG REACTION. MAY IRRITATE EYES, SKIN AND RESPIRATORY TRACT. Methanol may form during curing. Do not breathe fumes. Do not get in eyes, on skin or on clothing. Use with adequate ventilation or wear mask. Wash thoroughly after handling. Store container in a cool, dry area with lid tightly sealed. Do not reuse container.

FIRST AID TREATMENT

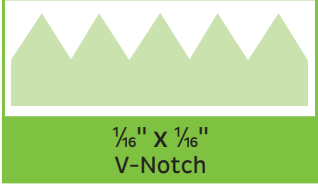
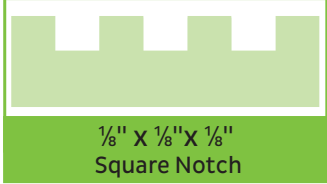
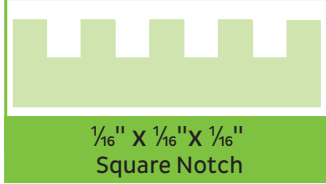
If in eyes or on skin, rinse with water for at least 15 minutes. If on clothes, remove clothes. If breathed in, move person to fresh air. If swallowed, call a Poison Control Center or doctor immediately. Do not induce vomiting.

FOR INDUSTRIAL USE ONLY

KEEP OUT OF THE REACH OF CHILDREN

ADHESIVE INSTALLATION METHOD

Suggested Trowel for Various Flooring Materials

Recycled rubber tire or rolled goods. Coverage 75 sq. ft./Gallon	Rough Backed Products All Exterior Applications Coverage 80 sq. ft./Gallon	Smooth Backed Products Interior Application Only Coverage 95 sq. ft./Gallon
 <p>$\frac{1}{16}'' \times \frac{1}{16}''$ V-Notch</p>	 <p>$\frac{1}{8}'' \times \frac{1}{8}'' \times \frac{1}{8}''$ Square Notch</p>	 <p>$\frac{1}{16}'' \times \frac{1}{16}'' \times \frac{1}{16}''$ Square Notch</p>

Trowel size is suggested to maximize coverage of adhesive. Periodically check coverage of adhesive during installation. Uneven subflooring may require the use of either a leveling/patching material, or a larger notched trowel for proper coverage of adhesive. Always refer to the flooring manufacturer's recommended use instructions for proper trowel selection

CHEMICAL & PHYSICAL PROPERTIES

Use Environments	Exterior	Yes
	Residential	Yes
	Offices/Light Commercial	Yes
	Hospital	Yes
	Hospitality	Yes
	Wet Areas	Yes
	Heavy Commercial	No
Substrates	Concrete	Yes
	Plywood	Yes
	Well-Bonded Vinyl	Yes
	Terrazzo	Yes
	Asphalt	Yes
	Prepared Metal	No
Flooring Types	Rubber	Yes
	Exterior Carpet	Yes
	LVT, Sheet PVC, or VCT	No
	Linoleum	No
Cured Physical Properties	Dry Time	24 hrs
	Shore Hardness	A45
	Rolling Loads Capacity	Heavy
	Slab Moisture Limits	6 lbs/80%
	pH Resistance	5 to 12
Uncured Physical Properties	Ease of Troweling	Moderate
	Odor	Minimal
	Easy Clean Wet	Yes
	Working Time	30-40 min
	Color	Gray
	Density (lbs/gallon)	13.75
	Freeze/Thaw	Stable
Chemical Properties	Chemistry Type	1-Part Moisture Cure Urethane
	VOC	0 g/L
	Plasticizer Resistant	No
	Solvent Free	Yes
	Flash Point	>500°F
	% Solids	100%

LIMITED WARRANTY

The Limited Warranty for this product can be found at www.Bostik-US.com/resource-center/warranties or by calling 1-800-726-7845 (choose option 2, then option 2 again). TO THE MAXIMUM EXTENT ALLOWED BY LAW, BOSTIK DISCLAIMS ALL OTHER EXPRESS OR IMPLIED WARRANTIES, INCLUDING WITHOUT LIMITATION WARRANTIES OF MERCHANTABILITY AND FITNESS FOR A PARTICULAR PURPOSE. UNLESS OTHERWISE STATED IN THE LIMITED WARRANTY, THE SOLE REMEDY FOR BREACH OF WARRANTY IS REPLACEMENT OF THE PRODUCT OR REFUND OF THE BUYER'S PURCHASE PRICE. BOSTIK DISCLAIMS ANY LIABILITY FOR DIRECT, INCIDENTAL, CONSEQUENTIAL, OR SPECIAL DAMAGES TO THE MAXIMUM EXTENT ALLOWED BY LAW. DISCLAIMERS OF IMPLIED WARRANTIES MAY NOT BE APPLICABLE TO CERTAIN CLASSES OF BUYERS AND SOME STATES DO NOT ALLOW THE EXCLUSION OR LIMITATION OF INCIDENTAL OR CONSEQUENTIAL DAMAGES, SO THE ABOVE LIMITATIONS MAY NOT APPLY TO YOU. It is the buyer's obligation to test the suitability of the product for an intended use prior to using it. The Limited Warranty extends only to the original purchaser and is not transferable or assignable. Any claim for a defective product must be filed within 30 days of discovery of a problem, and must be submitted with written proof of purchase.

BOSTIK HOTLINE

Smart help
1-800-726-7845

Bostik, Inc.

11320 W. Watertown Plank Road
Wauwatosa, WI 53226
A company of TOTAL
www.bostik-us.com





**Smart help:
1-800-726-7845**

Bostik, Inc.
11320 W. Watertown Plank Road
Wauwatosa, WI 53226
A company of TOTAL
www.bostik-us.com