



## **Blue Sky Interlocking Rubber Tile Product Guide Specifications**

### **PART 1 GENERAL**

#### **1.1 SECTION INCLUDES**

- A. Resilient, Interlocking, Blue Sky Playground Turf Lock Tiles.

#### **1.2 REFERENCES**

- A. ASTM F 1292 – 04 – Standard Specification for Impact Attenuation of Surface Systems Under and Around Playground Equipment.

#### **1.3 SUBMITTALS**

- A. Submittal Procedures.
- B. Product Data: Submit manufacturer's product data, including installation and/or subsurface recommendations.
- C. Samples: Submit manufacturer's sample of 1 full tile
- D. Warranty: Submit manufacturer's standard warranty.

#### **1.4 QUALITY ASSURANCE**

- A. Installer's Qualifications:
  - 1. Installers must have successful experience in installation of playground safety surfacing tiles of similar type to that specified, with a minimum of 20 projects completed within last 5 years.
  - 2. Employ persons trained for installation of playground safety surfacing tiles and are approved by manufacturer

#### **1.5 DELIVERY, STORAGE, AND HANDLING**

- A. Delivery: Deliver materials to site in manufacturer's original, unopened containers and packaging, with labels clearly identifying product name and manufacturer.
- B. Storage:
  - 1. Playground Safety Surfacing Tiles:
    - a. Store tiles in a dry area prior to installation.
    - b. Protect tiles from direct sunlight before installation.
  - 2. Adhesive: Store adhesive in a dry area at a minimum temperature of 40 degrees F.
    - a. Handling: Protect materials during handling and installation to prevent damage.

# **Blue Sky Interlocking Rubber Tile Product Guide Specifications - continued**

## **1.6 ENVIRONMENTAL REQUIREMENTS**

- A. Air Temperature: The air temperature should be a minimum of 40 degrees F for a minimum of 12 hours before and during installation.

## **1.7 WARRANTY**

- A. Blue Sky Interlocking Playground safety surfacing tiles offer a 6 year limited, prorated warranty. Please contact our Customer Service for additional warranty details.
- B. Performance: Playground safety surfacing tiles shall be warranted to meet Drop height performance requirements of ASTM F 1292.

## **PART 2: PRODUCTS**

### **2.1 DISTRIBUTOR**

Greatmats.com 117 Industrial Ave, Milltown, WI 54858  
Phone 877-822-6622 Fax 715-825-4928  
Email: [info@greatmats.com](mailto:info@greatmats.com)  
Web: [www.greatmats.com](http://www.greatmats.com)

### **2.2 PLAYGROUND SURFACING TILES**

- A. Tiles: Blue Sky Playground Tile.
  - a. Thicknesses 1.5 inches to 4.25 inches.
  - b. Weight: 24 to 39 pounds.
  - c. Colors: Green, Terra Cotta, Brown, Black, Gray, Blue, Beige or EPDM

### **2.3 ACCESSORIES**

- A. Corners Transitions
  - a. Prefabricated outside and inside corners.
  - b. Material: Same as playground safety surfacing tiles.
- B. Ramps:
  - a. Prefabricated Ramps:
  - b. Prefabricated ADA-Compliant Ramps:
  - c. Material: Same as playground safety surfacing tiles.
- C. Edging:
  - a. Prefabricated Curb Edging:
  - b. Material: Same as playground safety surfacing tiles.
- D. Adhesive: Mastic
  - a. Material - MSDS

## **PART 3: EXECUTION**

### **3.1 EXAMINATION**

- A. Examine areas to receive playground safety surfacing tiles. Notify responsible parties if areas are not acceptable. Do not begin installation until unacceptable conditions have been corrected.

# **Blue Sky Interlocking Rubber Tile Product Guide Specifications – continued**

## **3.2 PREPARATION**

- A. Prepare subsurface in accordance with manufacturer's instructions to ensure proper support and drainage for playground safety surfacing tiles.

Notes: Specify subsurface of granular aggregate, concrete, or asphalt.

It is critical that a proper subsurface drainage system be constructed or the tile surface may not stay level and may cause damage to surfacing.

- A. Granular Aggregate Subsurface:  
Compacted, granular aggregate subsurface shall be as specified in sub straight procedures; however it is advised to hire a professional.
- B. Concrete Subsurface:
  - a. Concrete subsurface shall be as specified.
  - b. Apply light broom finish.
  - c. Ensure concrete is sound with no loose material.
  - d. Ensure concrete is a minimum of 28 days old.
  - e. Power wash existing concrete in accordance with manufacturer's instructions.
- C. Asphalt Subsurface:
  - a. Asphalt subsurface shall be as specified.
  - b. Ensure asphalt is sound with no loose material or cracks.
  - c. Ensure asphalt is a minimum of 28 days old.
  - d. Power Wash existing asphalt.

## **3.3 INSTALLATION**

- A. Install Blue Sky tiles in accordance with manufacturer's instructions at locations indicated.
- B. Ensure prepared subsurface and tiles are dry and clean.
- C. Layout tile surface in accordance with manufacturer's instructions.
- D. Install tiles in single installation session, if possible.
- E. Apply adhesive in accordance with manufacturer's instructions for tile-to-tile and perimeter tile-to-base installation.

## **3.4 CLEANING**

- A. Remove adhesive spills from playground safety surfacing tiles and equipment.
- B. Clean tiles in accordance with manufacturer's instructions.

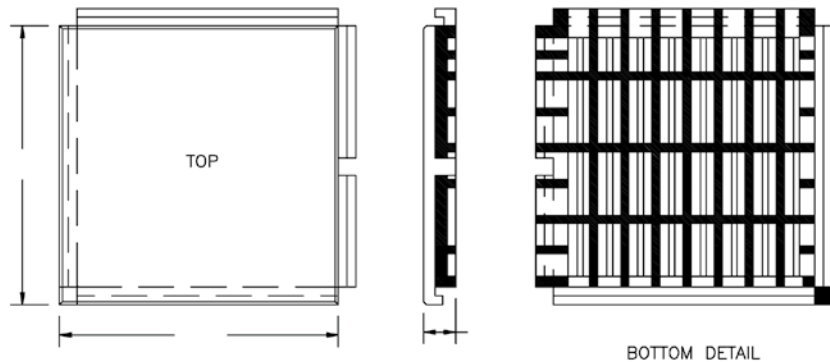
## **3.5 PROTECTION**

- A. Protect Blue Sky tiles from foot traffic for a minimum of 12 hours after installation.
- B. Protect completed tiles from damage during construction.

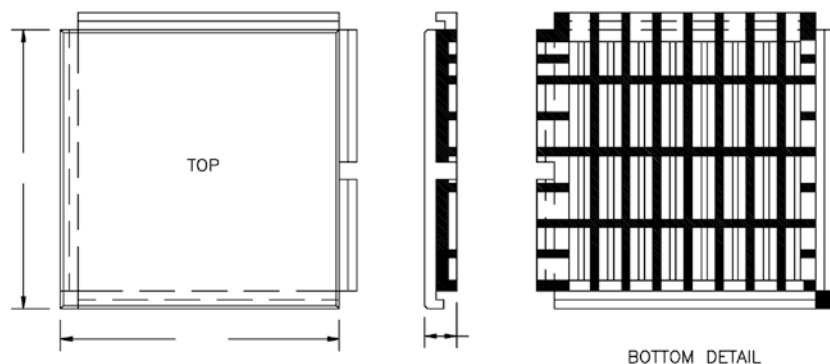
# Blue Sky Interlocking Rubber Tile Product Guide Specifications – continued

## Blue Sky Interlocking Playground Tile Sizes

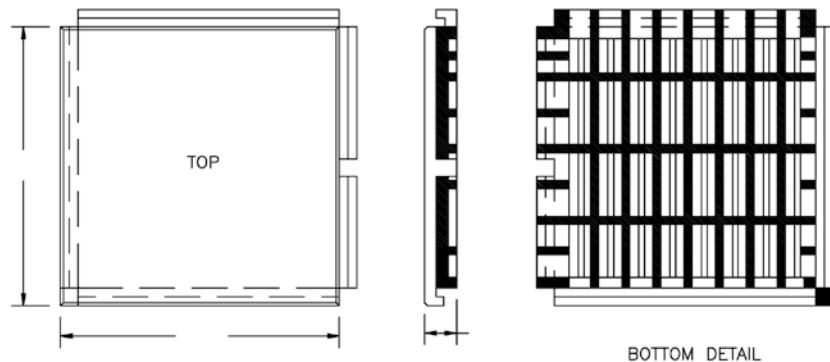
**2.25 inch**  
4 ft fall height  
27 lbs each  
80 per pallet  
2220 lbs per pallet



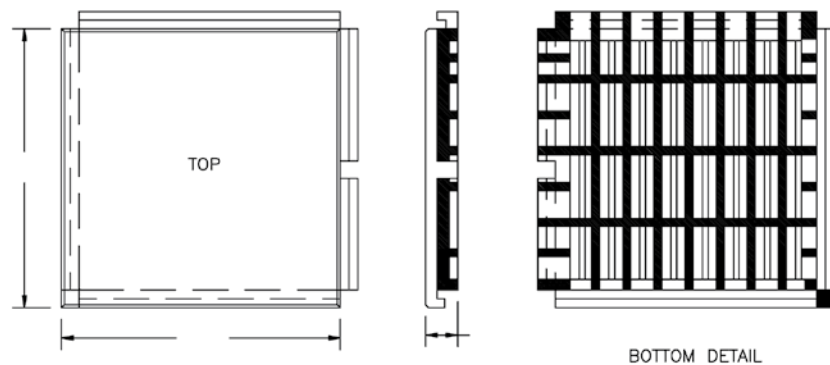
**2.75 inch**  
6 ft fall height  
30 lbs each  
60 per pallet  
1860 lbs per pallet



**3.25 inch**  
8 ft fall height  
32 lbs each  
60 per pallet  
1980 lbs per pallet

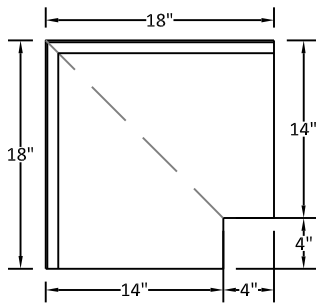


**4.25 inch**  
10 ft fall height  
39 lbs each  
48 per pallet  
1930 lbs per pallet

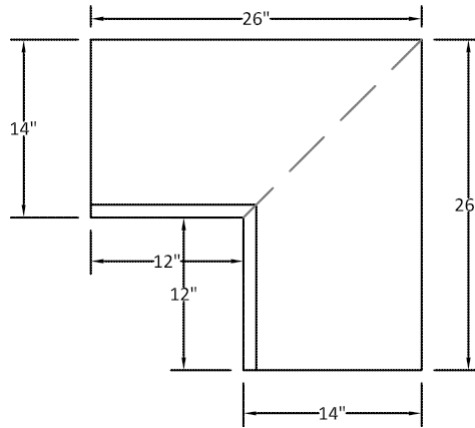


# Blue Sky Interlocking Rubber Tile Product Guide Specifications – continued

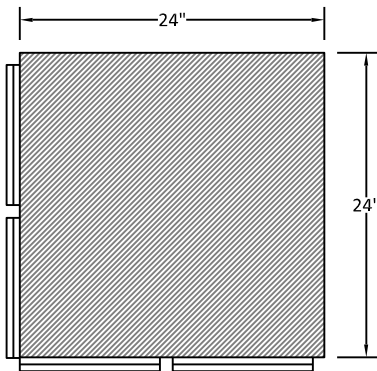
Blue Sky Interlocking Playground Tile – 2.25 inch, 4 ft fall height:



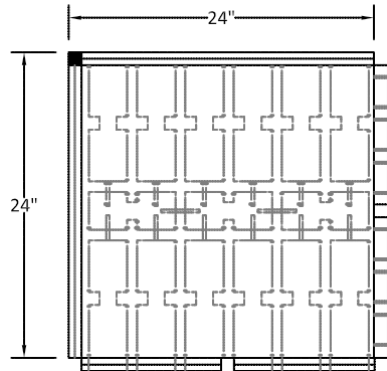
Inside Corner Transition



Outside Corner Transition



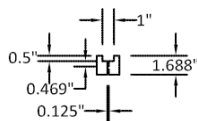
Top View



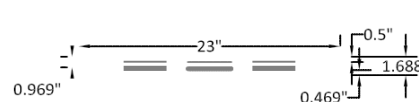
Bottom View



Side View

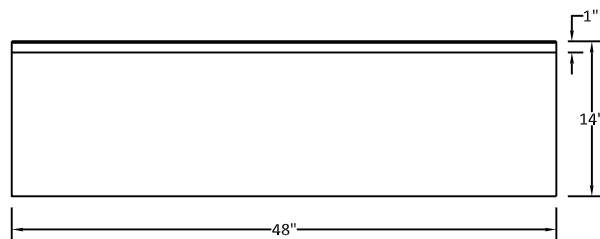
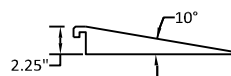


Side View



Front View

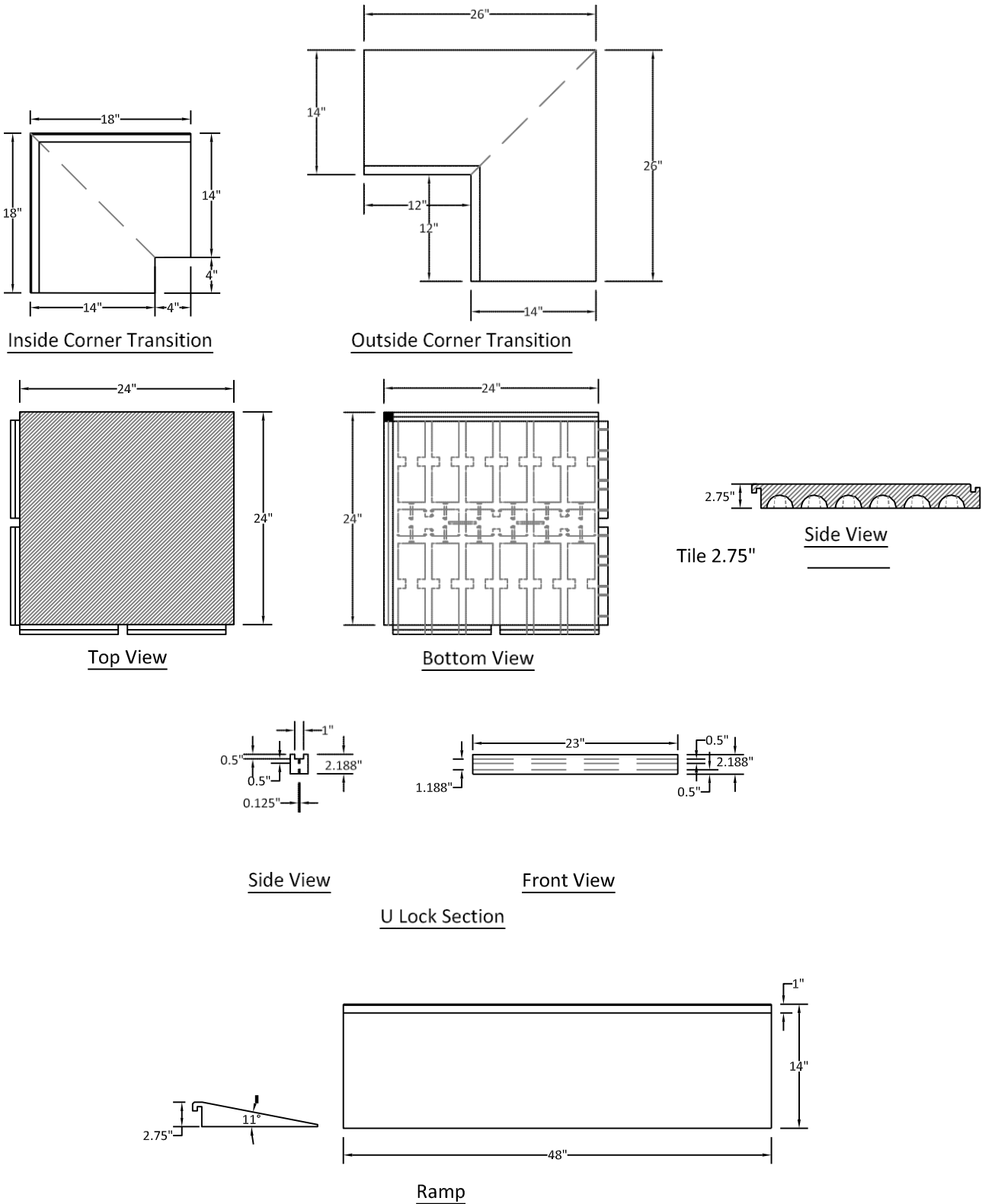
U Lock Section



Ramp

# Blue Sky Interlocking Rubber Tile Product Guide Specifications – continued

Blue Sky Interlocking Playground Tile – 2.75 inch, 6 ft fall height:



# Blue Sky Interlocking Rubber Tile Product Guide Specifications – continued

Blue Sky Interlocking Playground Tile – 3.25 inch, 8 ft fall height:

