

Blue Sky Interlocking Playground Tiles



GREATMATS

Greatmats.com
117 Industrial Ave
Milltown, WI 54858

V: 877-822-6622
F: 866-895-5550
info@greatmats.com

Safety

The Blue Sky Interlocking Tile was designed to provide a head injury criteria guideline (HIC) of 750 or 25% under the federal guidelines of 1000 HIC. Our design provides a tile with built in safety factors which would compensate for different field conditions and insure longevity.

Strength & Stability

The unique base design incorporated technology utilized in tunnel construction. This provides the maximum strength for the wear surface and cavity walls. Our uses of elongated rubber buffing particles provide an expanded surface for adhesion adding strength and stability. Other tile manufactures use a granulated or rounded rubber particle which has minimum surface retention area, presenting potential for particle flaking. Our base design also has excellent shock absorption and dispersion proper ties, adding to the safety components. By comparing the base of our tile with others you will immediately see the quality difference. Our design allows us to add additional rubber quality and stability to the tile. The density in our base guards against perimeter instability experienced by less dense units. As a result of these characteristic the Blue Sky Interlocking Tile is the most installation friendly interlocking tile in the market.

Interlocking System

Our Interlocking system is unique and encompasses the entire perimeter of the tile. This provides the strongest contact position in the industry. Having full surface to surface locking prevents fatigue and the potential of corner failure. Other engineered tiles which use hollowed out supports with low density bases produce stress points along the interlocking section resulting in costly and excessive responsibility on the installer, installation and warranties.

Installation

The additional rubber content of Blue Sky Interlocking Tile provides density throughout the tiles. It's the design which provides the safety. Some competing tile manufactures focus their attention on maximum compression on the wear coarse then minimal pressure on the base to give an acceptable HIC rating. A spongy base, especially around the perimeter, produces much more stress on the locking positions than a more dense more stable foot print. Due to the spongy base design the manufacture is forced to use an expensive glue systems and unnecessary installation technique to compensate for the design.

In cases where tiles have to be glued in place one day and tile squeezed into the void the next day reflects a design flaw in the tile. In cases of warranties, the issue is improper installation. The issues speak for themselves.

The Blue Sky Tile has a built in alignment foot insuring consistent alignment throughout the entire floor. The foot aligns each tile for maximum interlocking strength and takes guess work out of installation. Our manufactured 'U' channel provides support for bordering walls and transitions. The 'U' channel was designed for safety support and ease of installation around perimeters. Our competition uses spray foam. While keeping our tile at a competitive price, we have elected to use the best rubber and components to produce a safe, strong and stable tile with ease of installation.


We invite you to compare Blue Sky Interlocking Tile with others in the market.




Standard Color Top



Standard Color Top



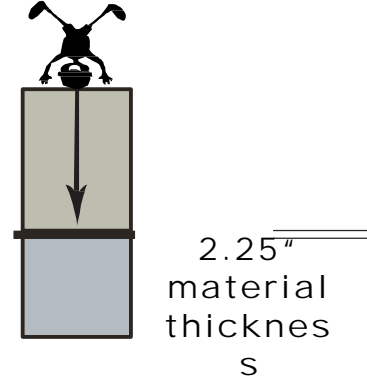
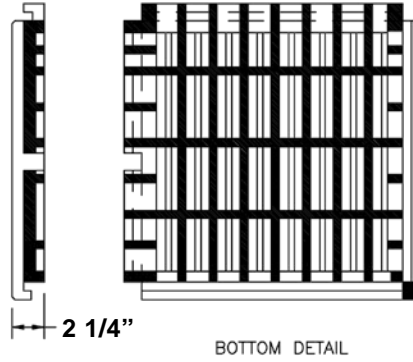
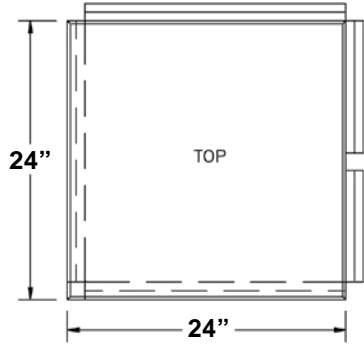
EPDM Color Top



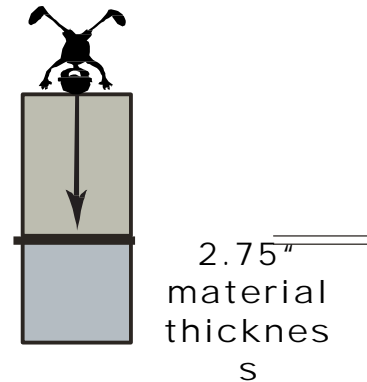
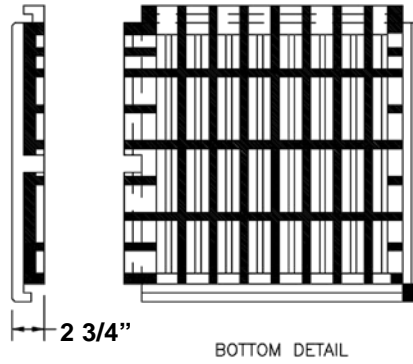
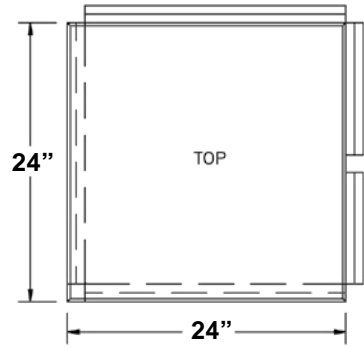
Blue Sky Interlocking Tile Sizes

pg 3

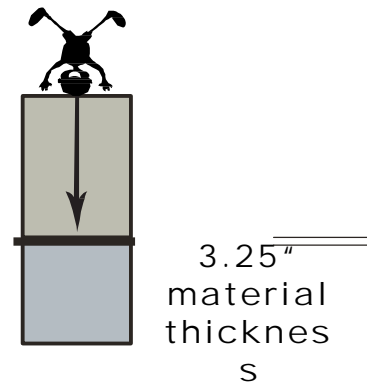
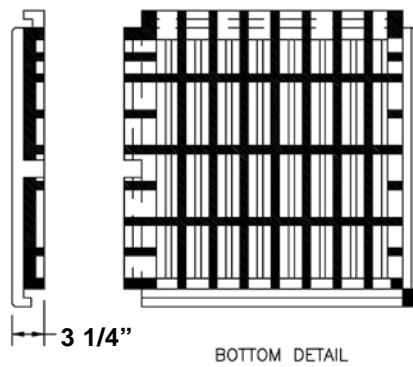
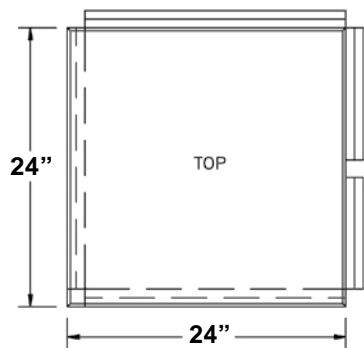
Weight: 27 lbs.
Units Per Pallet: 80
Pallet Weight: 2220 lbs



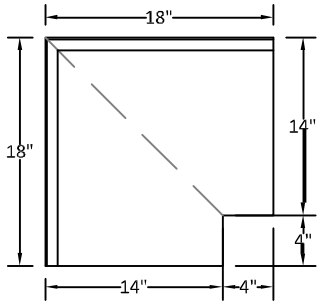
Weight: 30 lbs.
Units Per Pallet: 60
Pallet Weight: 1860 lbs



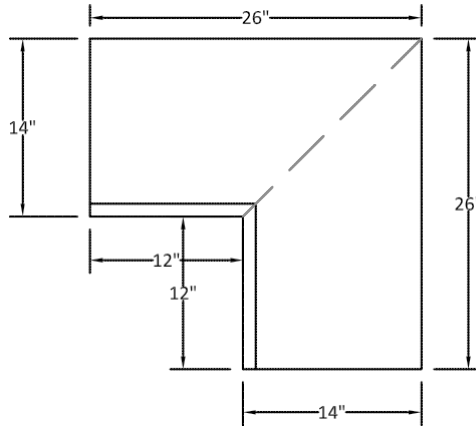
Weight: 32 lbs.
Units Per Pallet: 60
Pallet Weight: 1980 lbs



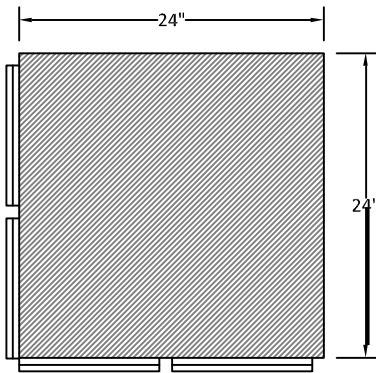
(4 foot fall height)



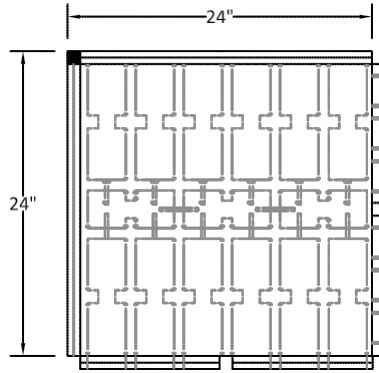
Inside Corner Transition



Outside Corner Transition



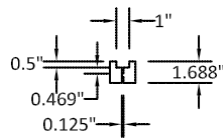
Top View



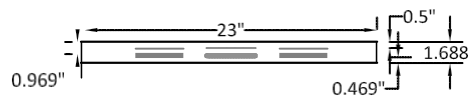
Bottom View



Side View

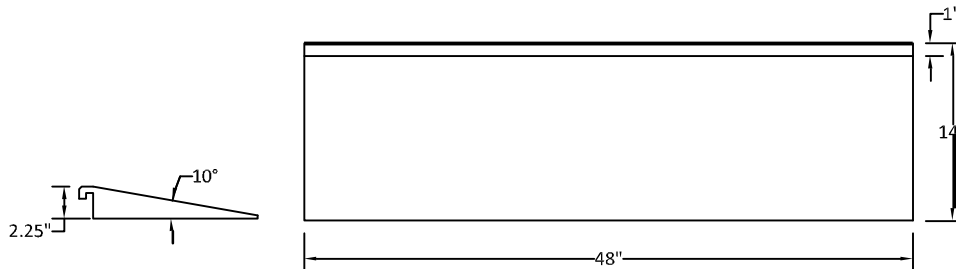


Side View



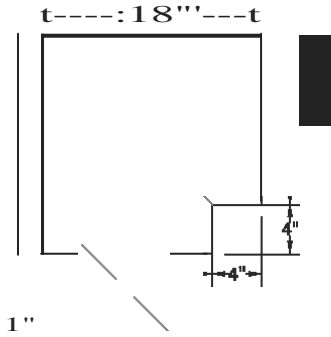
Front View

U Lock Section

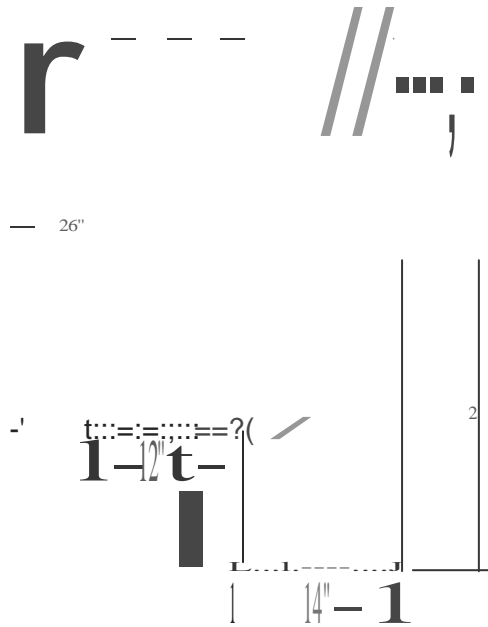


Ramp

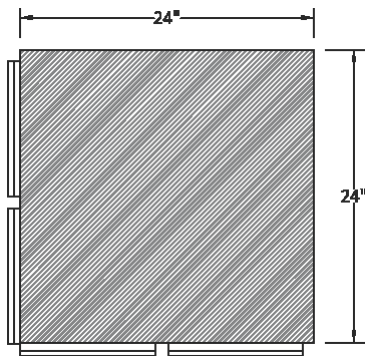
(6 foot fall height)



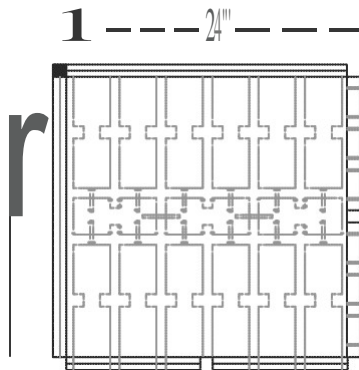
Inside Corner Transition



Outside Corner Transition



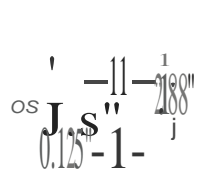
Top View



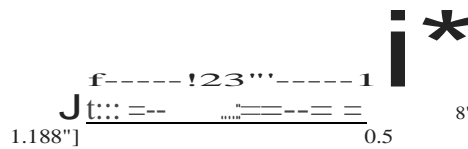
Bottom View

2.75
Tile 2.75"

Side View




Side View



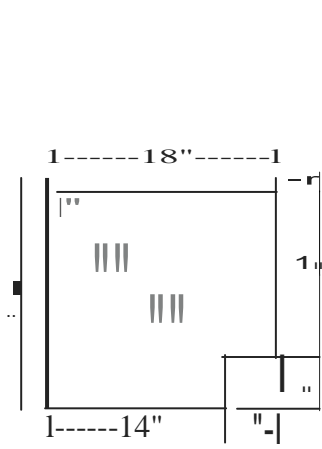
Front View

U Lock Section

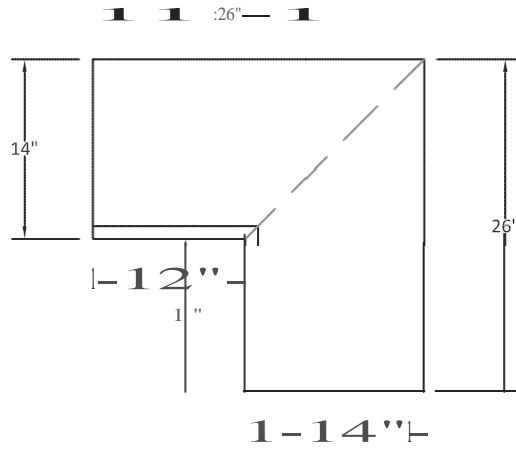


Blue Sky Interlocking Tile- 3.25"

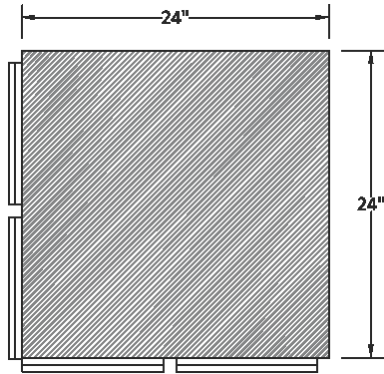
(8 foot fall height)



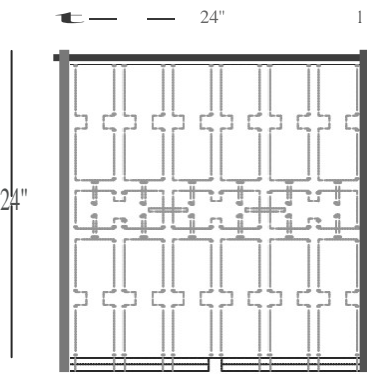
Inside Corner Transition



Outside Corner Transition



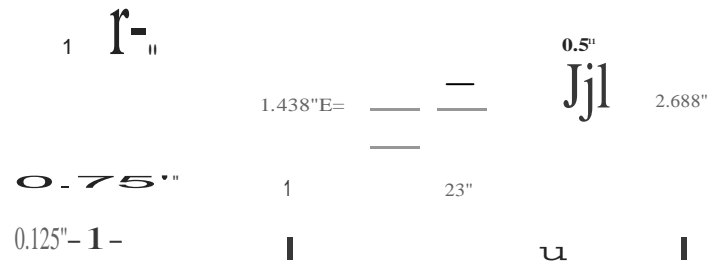
Top View



Bottom View

3.25

Side Views




Side View

Front View

U Lock Section

3.25" : 1



Annual Cleaning

Like any surface, such as concrete or asphalt a good routine maintenance program will enhance the longevity and appearance of your Blue Sky Interlocking Rubber Tiles. Blue Sky Interlocking Rubber Tiles will need to be vacuumed (shop vacuum) and scrubbed at spring cleaning. Remove any branches, debris or loose materials that may have accumulated over winter.

Bi-Annual Spring Cleaning

Blue Sky Interlocking Rubber Tiles can be additionally enhanced by cleaning with a water hose and spray nozzle with diluted detergent.

Procedure

- 1 - Broom surface clear of contaminates using a stiff bristled outdoor broom
- 2 - Dilute cleaner concentrate adding 1/4 cup per 5 gallon of hot water
- 3 - Clean surface in 5'X5' sections applying diluted cleaner to the surface until wet
- 4 - Thoroughly scrub surface using a stiff bristled outdoor broom.
- 5 - Hose thoroughly. No foam or evidence of residue should be apparent after hosing

Routine Cleaning (optional)

Depending on the frequency of use, the Blue Sky Interlocking Rubber Tiles can be covered with dirt or debris that builds up with normal usage as well an accumulation of loose partial due to abrasion.

Cleaning Agents

Household cleaners (such as Dawn Dish Washing Detergent) can be used on Blue Sky Interlocking Rubber Tiles. Apply to the surface using a mop or scrubbing device. This will remove most light stains.

Water Hose

Use a water hose with a spray nozzle to remove contaminants from porous surface. This is easier than using a broom. However, interior installations may place restrictions on water usage.

Advanced Maintenance

Depending on frequency of use, Blue Sky Interlocking Rubber Tiles will occasionally need a "deep clean" to remove detrital material and/or stains.

Steam Vacuum

A Large steam vacuum with or without cleaning agents is ideal for advanced cleaning and maintenance. Follow Manufacturer's instructions.